



# Mini Buttoned Coin Purse

## Resources

- 4 mm hook
- Stylecraft Classique DK Cotton;
- Button for the fastening

## Abbreviations (UK terms)

- ch** - chain  
**dc** - double crochet  
**inc** - increase by working 2 stitches in the same place  
**dc2tog** - decrease by working two double crochet together  
**st** - stitch(s), generally referring the stitch in the previous row  
**slst** - slip stitch

## Purse

Work in rounds until row 11

### Chain 13

**R1:** inc into second chain from hook, dc into next 11 st, inc into same stitch on the other side of the 'loose end', dc into the remaining 11 st [26]

**R2-10:** dc in each st [26] **turn**

**R11:** ch 1, miss first st, dc into next 12, **turn**

**R12:** ch 1, miss first st, dc into next 11, **turn**


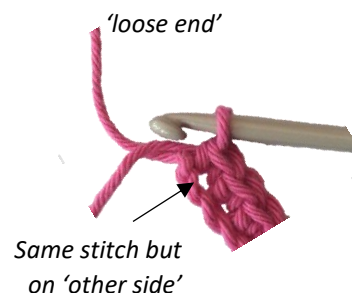

**R13:** ch 1, dc into next 11, **turn**

**R14:** ch 1, dc into next 11, **turn**

**R15:** ch 1, dc2tog, 2 dc, 3 ch, miss 3 st, 2 dc, dc2tog, **turn**

**R16:** ch 1, 3 dc, 3 dc into 3 ch space, 3 dc.

Fasten off and sew in ends.



## Make up

Ensure chosen button 'fits' the buttonhole!

Sew button tightly in place.

